

 **YOKOHAMA**[®]

ADVAN
Sport A/S



ALL-SEASON, ULTRA-HIGH PERFORMANCE



DYNAMIC ALL-SEASON PERFORMANCE.

Sport and luxury car drivers demand great performance—year round. That's why we created the all-new ADVAN Sport® A/S. This ultra-high performance, all-season tire delivers exceptional handling in dry weather, rain and even light snow, along with superior ride comfort for a smoother, more enjoyable drive.



ADVAN Sport® A/S



DESIGNED FOR THE ULTIMATE DRIVE.

The ADVAN Sport® A/S features an asymmetric tread pattern for optimal **all-season performance**. Wider tread blocks on the outside of the tread enhance dry performance, while an increased groove area on the inside provides wet and winter traction.

WET & SNOW TRACTION

DRY PERFORMANCE

1 SERPENTINE & 3 STRAIGHT GROOVES

Evacuate water from within the tread and enhance wet grip. The serpentine groove provides powerful snow-shearing force for confident winter traction.

WAVY SIPES

Increase edge control for superior wet handling.

Z-GROOVES

Create large biting edges for increased snow traction.




PERFORMANCE SHOULDER

Features outside shoulder blocks that are extra-large to enhance cornering.

2-IN-1 LARGE BLOCKS

Maximize block stiffness, increasing lateral stability for improved dry handling.



ADVANCED COMPOUND Our new compound enables all-season handling with exceptional wear resistance. Advanced polymers keep the tread pliable in cold temperatures, while extra silica provides superior wet and winter grip.

OUTSTANDING MILEAGE

OPTIMIZED CONTACT PATCH

Equalizes pressure distribution where the tread contacts the road to promote long, even wear.

LIMITED TREADWEAR WARRANTY

The ADVAN Sport A/S is the first ultra-high performance tire in the ADVAN® lineup equipped with a mileage warranty.

- 50,000-mile limited treadwear warranty on W- and Y-speed rated.
- 25,000-mile limited treadwear warranty on staggered fitment applications.



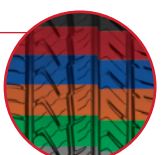

EXCEPTIONAL COMFORT AND A QUIET RIDE

OPTIMIZED SIDEWALL CONSTRUCTION

Is achieved by extending the sidewall reinforcement higher up to deliver the perfect blend of responsive handling and ride comfort.

4-PITCH TREAD VARIATION

Reduces pattern noise by varying the size of the blocks.



Tire Size	Part No.	Availability	Rim Width		Inflated Dimensions		Tread Dimensions		Loaded Dimensions		Max Load at Cold Inflation Pressure lbs@psi	Load I.D.
			Measuring (Inches)	Approved (Inches)	Overall Width (Inches)	Overall Diameter (Inches)	Tread Width (Inches)	Tread Depth (32/Inch)	Static Radius (Inches)	Revs Per Mile		
225/45R17 94W	40501	●	7.5	7.0 - 8.5	8.7	25.0	7.4	11	11.7	829	1477@50	XL
225/50R17 98W	40502	●	7.0	6.0 - 8.0	9.1	25.9	7.5	11	12.0	801	1653@50	XL
235/45R17 97W	40503	●	8.0	7.5 - 8.5	9.3	25.4	7.7	11	11.8	817	1609@50	XL
245/40R17 95W	40504	●	8.5	8.0 - 9.5	9.7	24.9	8.0	11	11.6	835	1521@50	XL
245/45R17 99W	40505	●	8.0	7.5 - 9.0	9.6	25.7	8.0	11	11.9	807	1709@50	XL
255/40R17 94W	40506	●	9.0	8.5 - 10.0	10.2	25.0	8.3	11	11.7	829	1477@51	SL
225/40R18 92Y	40507	●	8.0	7.5 - 9.0	9.0	25.1	7.4	11	11.8	828	1389@50	XL
225/45R18 95W	40508	●	7.5	7.0 - 8.5	8.8	26.0	7.4	11	12.1	799	1521@50	XL
225/50R18 95W	40509	●	7.0	6.0 - 8.0	9.1	26.9	7.5	11	12.5	771	1521@51	SL
235/40R18 95Y	40510	●	8.5	8.0 - 9.5	9.5	25.4	7.7	11	11.9	818	1521@50	XL
235/45R18 98W	40511	●	Tech Data Unavailable									
235/50R18 97W	40512	●	7.5	6.5 - 8.5	9.5	27.4	7.9	11	12.6	759	1609@51	SL
245/40R18 97Y	40513	●	8.5	8.0 - 9.5	9.6	25.8	8.0	11	12.0	805	1609@50	XL
245/45R18 100W	40514	●	8.0	7.5 - 9.0	9.5	26.7	8.0	11	12.4	778	1764@50	XL
255/35R18 94Y	40515	●	9.0	8.5 - 10.0	10.1	25.0	8.3	11	11.7	831	1477@50	XL
255/40R18 99Y	40516	●	9.0	8.5 - 10.0	10.2	26.0	8.3	11	12.1	798	1709@50	XL
255/45R18 99Y	40517	●	8.5	8.0 - 9.5	10.1	27.0	8.3	11	12.5	769	1709@51	SL
265/35R18 97Y	40518	●	9.5	9.0 - 10.5	10.6	25.3	8.7	11	11.9	822	1609@50	XL
265/40R18 101Y	40519	●	Tech Data Unavailable									
275/35R18 95Y	40520	●	9.5	9.0 - 11.0	10.7	25.5	9.0	11	11.9	815	1521@51	SL
285/35R18 101Y	40521	●	Tech Data Unavailable									
225/40R19 93Y	40522	●	8.0	7.5 - 9.0	9.0	26.2	7.4	11	12.3	793	1433@50	XL
225/45R19 96Y	40523	●	7.5	7.0 - 8.5	8.8	27.0	7.4	11	12.6	769	1565@50	XL
245/40R19 98Y	40524	●	8.5	8.0 - 9.5	9.6	26.8	8.0	11	12.5	776	1653@50	XL
245/45R19 102Y	40525	●	8.0	7.5 - 9.0	9.5	27.7	8.0	11	12.9	749	1874@50	XL
255/35R19 96Y	40526	●	9.0	8.5 - 10.0	10.1	26.1	8.3	11	12.3	796	1565@50	XL
255/40R19 100Y	40527	●	9.0	8.5 - 10.0	10.1	27.1	8.3	11	12.6	767	1764@50	XL
275/35R19 110Y	40528	●	9.5	9.0 - 11.0	10.7	26.6	9.0	11	12.5	780	1764@50	XL
275/40R19 101Y	40529	●	9.5	9.0 - 11.0	10.8	27.6	9.0	11	12.9	751	1819@51	SL
285/30R19 98Y	40530	●	Tech Data Unavailable									
285/35R19 99Y	40531	●	Tech Data Unavailable									
245/40R20 99Y	40532	●	Tech Data Unavailable									
245/45R20 103Y	40533	●	Tech Data Unavailable									
255/35R20 97Y	40534	●	9.0	8.5 - 10.0	10.1	27.1	8.3	11	12.8	767	1609@50	XL
275/35R20 102Y	40535	●	9.5	9.0 - 11.0	10.7	27.6	9.0	11	13.0	751	1874@50	XL

● Available Now ● 4th Quarter 2014

UTQG = 440/AA/A

Technical data subject to change without notice.



PERFECT FOR THESE CARS AND MANY MORE...

Audi | A4, A5, A6, A7, A8, S-Line

BMW | 3, 4, 5, 6, 7, M-Models

Cadillac | ATS, CTS, STS

Chrysler | 300, Challenger

Dodge | Charger

Ford | Mustang

Hyundai | Genesis

Infiniti | G, M

Jaguar | S, XF, XJ, XK

Lexus | GS, IS, LS, SC

Lincoln | MKZ

Mercedes | C, CL, CLK, CLS, E, S, SL, AMG

Mitsubishi | Lancer Evolution

Nissan | 350Z, 370Z

Porsche | 911, Boxster, Cayman

Saab | 9-3

Subaru | Impreza, WRX

Volkswagen | CC, GLi, GTi

Volvo | S60, S80



800.722.9888 | yokohamatire.com



©2014 Yokohama Tire Corporation
M-135-0714