

2022 MAZDA2



PRICE AND SPECIFICATION GUIDE



Responsive and fun to drive, Mazda2 gives you the unique feeling of oneness with the car, we call Jinba Ittai. Its design bursts with energy, character and vitality, while the impressive performance of Skyactiv Technology, Mazda's Mild Hybrid system* and advanced safety systems deliver a one of a kind driving experience. This is the Mazda way.

*Available on 90ps & 115ps manual transmission models only.







2022 MAZDA2 PRICING

e-Skyactiv G Mazda M Hybrid**

	PRICE	VAT	P11D VALUE	FIRST YEAR VED & DVLA FIRST REG FEE*	ESTIMATED 'ON THE ROAD' RETAIL	CO ₂ EMISSIONS (G/KM)~	BIK TAX (%)^	2021/22 MONTHLY TAX LIABILITY 20%/40%	INSURANCE GROUP
Mazda2 75ps SE-L**	£13,550.00	£2,710.00	£16,260	£215	£16,475	109	25%	£68/£136	TBC
Mazda2 90ps SE-L	£14,300.00	£2,860.00	£17,160	£215	£17,375	107	25%	£72/£143	TBC
Mazda2 90ps Sport	£15,008.33	£3,001.67	£18,010	£215	£18,225	107	25%	£75/£150	TBC
Mazda2 90ps Sport Auto**	£16,258.33	£3,251.67	£19,510	£235	£19,745	122	28%	£91/£182	TBC
Mazda2 90ps GT Sport	£15,841.67	£3,168.33	£19,010	£215	£19,225	107	25%	£79/£158	TBC
Mazda2 90ps GT Sport Auto**	£17,091.67	£3,418.33	£20,510	£235	£20,745	122	28%	£96/£191	TBC
Mazda2 115ps GT Sport Tech	£17,175.00	£3,435.00	£20,610	£235	£20,825	113	30%	£103/£206	TBC

**Mazda M Hybrid (Mild Hybrid) only available on 90ps & 115ps manual transmission models.

~Figures shown are for comparability purposes; only compare fuel consumption and CO₂ figures with other cars tested to the same technical procedures. These figures may not reflect real life driving results, which will depend upon a number of factors including the accessories fitted (post-registration), variations in weather, driving styles and vehicle load. All figures quoted are derived from the latest WLTP test cycle.

Factory-fitted options

	BASIC PRICE	VAT	RRP
Mica/Metallic/Pearlescent Paint (excluding Soul Red Crystal Metallic and Machine Grey Metallic)	£466.67	£93.33	£560
Machine Grey Metallic Paint	£566.67	£113.33	£680
Soul Red Crystal Metallic Paint	£666.67	£133.33	£800

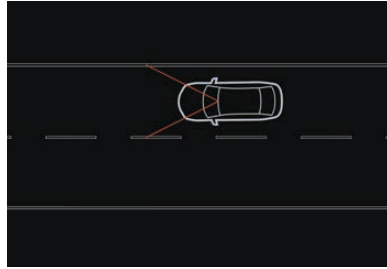
ADVANCED SAFETY TECHNOLOGY



COLOUR ACTIVE DRIVING DISPLAY (HUD)

The colour Active Driving Display presents essential driver information including vehicle speed, turn-by-turn navigation and speed limits above the steering wheel, closer to the driver's field of vision meaning you can safely focus on the road ahead.

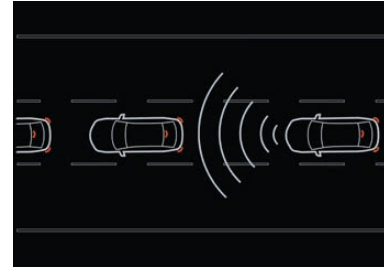
Colour Active Driving Display standard on GT Sport and GT Sport Tech models.



LANE-KEEP ASSIST SYSTEM (LAS)

Lane-keep Assist System is designed to prevent your vehicle from inadvertently straying from its lane. A front view camera monitors the road ahead and calculates the car's position relative to the lane markings. If the system detects the vehicle is moving out of its lane unintentionally, the steering wheel will vibrate and an audible alert will sound. The system will also take corrective action to help you stay within the lanes through assisted steering.

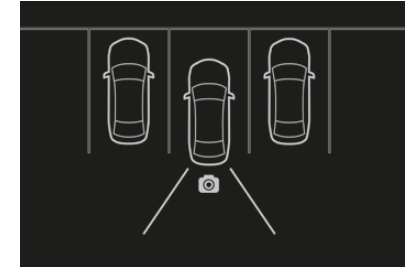
Not available on 75ps SE-L models.



ADVANCED SMART CITY BRAKE SUPPORT (SCBS)

Designed to make busy city traffic more relaxing for the driver both during the day and at night. Mazda's Advanced Smart City Brake Support (SCBS) helps to avoid or minimise the risk of low-speed collisions, the most common type of city traffic accidents. The laser-based system monitors the gap and closing speed of the vehicle in front, as well as pedestrians, automatically applying the brakes if a collision is likely at speeds of up to approximately 50mph.

Not available on 75ps SE-L models.



REVERSING CAMERA

A camera fixed at the rear of the vehicle displays a clear view of everything happening behind the car onto the center console screen. Giving you a clearer image when reversing, the reversing camera helps guide you into parking spaces and avoid obstacles, making parking easier than ever.

Reversing camera standard on GT Sport models.



e-SKYACTIV G MAZDA M HYBRID*

Constantly striving to further improve fuel economy and lower emissions, Mazda has introduced an intelligent Mild Hybrid system called Mazda M Hybrid which uses kinetic energy from regenerative braking to help acceleration from launch and power electronics. The result is a car that delivers an improved drive, low running costs and strong environmental credentials.

**Available on 90ps & 115ps manual transmission models only.*

GRADE HIGHLIGHTS

75PS SE-L

STANDARD FEATURES:

- i-stop (idling stop start system)
- 15" Silver alloy wheels
- Rear parking sensors
- Rain-sensing wipers
- LED headlights
- Halogen daytime running lights
- Electrically-adjustable, heated auto power-folding mirrors
- Dusk-sensing lights
- Brown cloth with Black inserts
- Leather steering wheel and gear knob
- 60:40 split folding rear seats
- Front and rear electric windows
- Driver seat manual slide, recline and height adjustment
- Passenger seat manual slide and height adjustment
- Climate control air-conditioning
- Auto-dimming rear-view mirror
- Cruise Control
- Start / Stop Button
- Adjustable speed limiter
- 2x USB and AUX
- Steering wheel mounted audio controls
- Integrated Bluetooth®
- G-Vectoring Control Plus
- Hill Launch Assist (HLA)
- Dynamic Stability Control (DSC) with Traction Control System (TCS)
- Front, side and curtain airbags
- Tyre Pressure Monitoring System
- Navigation
- Apple CarPlay®/Android Auto™
- AM/FM/DAB radio with 6 speakers
- Multimedia Commander
- Mazda Connect with 7" Colour touch-screen



Model shown: Mazda2 75ps SE-L
in Deep Crystal Blue Metallic paint.

90PS SE-L

IN ADDITION TO 75PS SE-L, 90PS SE-L ADDS:

- Mazda M Hybrid (Manual transmission only)
- Advanced Smart City Brake Support (SCBS) (front only)
- Lane Departure Warning System (LDWS)
- Lane-keep Assist System (LAS)



Model shown: Mazda2 90ps SE-L
in Platinum Quartz Metallic paint.

SPORT

IN ADDITION TO 90PS SE-L GRADE,
SPORT ADDS:

- 16" Bright alloy wheels
- Signature LED headlights with LED daytime running lights
- Gloss black radiator grille
- Privacy Glass
- Shark fin antenna
- Chrome exhaust trim
- Blue Cloth
- Drive mode selection and paddle shift (Automatic models only)
- Smart keyless entry
- Wireless Apple CarPlay® and wired Android Auto™
- Bright front bumper lower moulding
- Bright rear bumper moulding



Model shown: Mazda2 90ps Sport
in Polymetal Grey Metallic paint.

GT SPORT

IN ADDITION TO SPORT GRADE,
GT SPORT ADDS:

- Reversing camera
- Blue / Grey leather with Black Granlux® inserts
- Heated leather steering wheel
- Colour Active Driving Display (Head-Up Display)
- Heated front seats



Model shown: Mazda2 90ps GT Sport
in Soul Red Crystal Metallic paint.

GT SPORT TECH

IN ADDITION TO GT SPORT GRADE
GT SPORT TECH ADDS:

- Front and rear parking sensors
- Adaptive LED headlights
- Blind Spot Monitoring with Rear Cross Traffic Alert (BSM w/RCTA)
- Smart City Brake Support Rear (SCBS-R)
- Driver Attention Alert (DAA)
- 360° view camera



Model shown: Mazda2 115ps GT Sport Tech
in Eternal Blue Mica paint.

2022 MAZDA2 PAINT OPTIONS



ARCTIC WHITE SOLID




SNOWFLAKE WHITE
PEARLESCENT*



SONIC SILVER METALLIC*



CERAMIC METALLIC*




ETERNAL BLUE MICA*




DEEP CRYSTAL BLUE MICA*




JET BLACK MICA*



DEEP CRIMSON MICA*



MACHINE GREY METALLIC*



SOUL RED CRYSTAL
METALLIC*



POLYMETAL GREY METALLIC*



PLATINUM QUARTZ
METALLIC*

*Mica/Metallic/Pearlescent Paint available at additional cost.

MAZDA2 ALLOY WHEELS



15" Silver alloy wheels
SE-L



16" Bright alloy wheels
Sport, GT Sport & GT Sport Tech

2022 MAZDA2 INTERIOR TRIMS



BROWN CLOTH WITH BLACK INSERTS
Standard on SE-L grades



BLUE CLOTH
Standard on Sport grade



BLUE/GREY LEATHER SEATS WITH BLACK GRANLUX® INSERTS
Standard on GT Sport & GT Sport Tech grades

2022 MAZDA2 SPECIFICATIONS

Interior Features

		SE-L	Sport	GT Sport	GT Sport Tech
Front seats:	Driver and Passenger seat, manual slide, recline and height adjustment	•	•	•	•
	Brown cloth trim with Black inserts	•	-	-	-
	Blue cloth trim	-	•	-	-
	Blue/Grey leather seats with Black Granlux® inserts , heated front seats ¹⁾	-	-	•	•
Rear seats:	Three height-adjustable head restraints	•	•	•	•
	60:40 split fold down rear seats	•	•	•	•
Steering wheel:	Leather-wrapped	•	•	•	•
	Telescopic and tilt adjust	•	•	•	•
	Paddle shift for automatic transmission	-	•	-	•
	Heated, leather steering wheel	-	-	•	•
Gear knob:	Leather-wrapped	•	•	•	•
Handbrake:	Leather-wrapped	•	•	•	•
Dashboard panel:	Black	•	-	-	-
	Dark Blue soft-touch	-	•	-	-
	Blue/Grey, soft-touch	-	-	•	•
Grab handles	Front passenger's and two rear with coat hooks	•	•	•	•
Storage spaces:	Glovebox	•	•	•	•
	Seatback pocket (front passenger)	•	•	•	•
	Door pockets (driver, front passenger)	•	•	•	•
Meter set display:	Trip computer	•	•	•	•
	Analogue speedometer	•	•	-	-
	Digital speedometer	-	-	•	•
Colour Active Driving Display:	(Colour head-up display) featuring vehicle speed including warnings, speed limits, turn-by-turn navigation and Cruise Control information.	-	-	•	•
Interior courtesy light, with integrated spotlight		•	•	•	•
Luggage compartment:	Light	•	•	•	•

• = Standard equipment; - = Not available; O = Option available at additional cost.

¹⁾ Leather refers to centre seat facing and side supports.

Comfort and Convenience

		SE-L	Sport	GT Sport	GT Sport Tech
G-Vectoring Control Plus		•	•	•	•
Remote central locking with deadlocking		•	•	•	•
Smart keyless entry:	Allows opening and locking of the vehicle without removing the key from your pocket or bag	-	•	•	•
Engine start / stop button		•	•	•	•
Gear-shift indicator		•	•	•	•
Cruise control:	With manual speed adjustment	•	•	•	•
Adjustable speed limiter:	Vehicle speed can be limited to between 20-125mph, and speed cannot be exceeded without deactivating the limiter	•	•	•	•
Electric windows:	Front and rear, with one-touch auto down / up for driver's window	•	•	•	•
Climate control air-conditioning		•	•	•	•
Sun visors:	Driver's and front passenger's with covered vanity mirrors and driver's ticket holder	•	•	•	•

Audio and Communication

		SE-L	Sport	GT Sport	GT Sport Tech
Multimedia Commander:	Located between the driver and the front passenger, the Multimedia Commander allows easy control of the advanced connectivity and infotainment system, with information displayed on the 7" colour touch-screen display, includes a separate volume control dial.	•	•	•	•
Mazda Multimedia System:	AM / FM / DAB radio with 6 speakers	•	•	•	•
	Apple CarPlay® / Android Auto™	•	-	-	-
	Wireless Apple CarPlay / Wired Android Auto	-	•	•	•
	7" Colour touch-screen display	•	•	•	•
	Steering wheel-mounted audio and Bluetooth® controls ¹⁾	•	•	•	•
	Auxilliary (AUX) and 2 USB inputs	•	•	•	•
Mazda Navigation System:	European mapping with alternative route calculations, point of interest search and 3-years free map updates	•	•	•	•
Integrated Bluetooth® ¹⁾	Allows hands-free calling and easy access to phone contacts via touch-screen or commander	•	•	•	•
	Audio transfer from Bluetooth® devices	•	•	•	•

• = Standard equipment; - = Not available; O = Option available at additional cost.

¹⁾ Please refer to www.mazdahandsfree.co.uk for the latest information regarding compatibility and functionality of mobile devices.

Exterior

		SE-L	Sport	GT Sport	GT Sport Tech
Tyres and wheels:	185 / 65 R15 with 15" Silver alloy wheels	•	-	-	-
	185 / 60 R16 with 16" Bright alloy wheels	-	•	•	•
Emergency tyre repair kit		•	•	•	•
Front grille insert:	Black	•	-	-	-
	Gloss Black	-	•	•	•
Front lower bezel	Black	•	-	-	-
	Chrome	-	•	•	•
Rear lower bezel	Black	•	-	-	-
	Chrome	-	•	•	•
Metallic / Mica / Pearlescent paint		O	O	O	O
Privacy glass:	Rear and rear side windows	-	•	•	•
Wipers:	Front, rain-sensing wipers	•	•	•	•
	Rear	•	•	•	-
Headlights:	LED headlights with Halogen daytime running lights	•	-	-	•
	Signature LED headlights with LED daytime running lights	-	•	•	•
	Adaptive LED headlights (ALH) with LED daytime running lights	-	-	-	•
	Dusk-sensing lights	•	•	•	•
	Coming home / leaving home lights	•	•	•	•
Parking sensors:	Rear (with audible warning only)	•	•	•	•
	Front and Rear (with audible warning)	-	-	-	•
Reversing camera		-	-	•	-
360° View Monitor		-	-	-	•
Shark-fin antenna		-	•	•	•
Door mirrors:	Electrically-adjustable, heated auto power-folding mirrors with integrated indicator lights	•	•	•	•

• = Standard equipment; - = Not available; O = Option available at additional cost.

Safety and Security

		SE-L	Sport	GT Sport	GT Sport Tech
Dynamic Stability Control (DSC) with Traction Control System (TCS)		•	•	•	•
Advanced Smart City Brake Support (SCBS)	Front	• ¹⁾	•	•	•
	Rear (SCBS-r)	-	-	-	•
Blind Spot Monitoring with Rear Cross Traffic Alert (BSM w/ RCTA)		-	-	-	•
Driver Attention Alert (DAA)		-	-	-	•
Lane Departure Warning System (LDWS)		• ¹⁾	•	•	•
Lane-keep Assist System (LAS)		• ¹⁾	•	•	•
Hill Hold Assist (HHA)		•	•	•	•
Emergency Stop Signalling System (ESS)		•	•	•	•
Tyre Pressure Monitoring System (TPMS)		•	•	•	•
Dual front airbags		•	•	•	•
Front side airbags		•	•	•	•
Front and rear curtain airbags		•	•	•	•
Passenger airbag cut-off switch		•	•	•	•
Seatbelts:	Front, 3-point (ELR) x 2 with pre-tensioners	•	•	•	•
	Rear, 3-point (ELR) x 2 with pre-tensioners	•	•	•	•
	Audible warning (driver, passenger and rear seats)	•	•	•	•
ISOFIX child seat anchorage, attached to outer rear seats		•	•	•	•
Thatcham Accredited Alarm and Immobiliser system		•	•	•	•

• = Standard equipment; - = Not available

¹⁾ Not available on 75ps SE-L model.


2022 MAZDA2 TECHNICAL INFORMATION

Dimensions

HATCHBACK		
Overall length / width ¹⁾ / height ²⁾ (mm)		4,070 / 1,695 / 1,524
Wheelbase (mm)		2,570
Ground clearance between the axles – unladen (mm)		143
Front track / Rear track (mm)		1,495 / 1,485
Front headroom / leg room / shoulder room (mm)		984 / 1,063 / 1,352
Rear headroom / leg room / shoulder room (mm)		945 / 881 / 1,273
Cargo volume (including under floor storage space) (litres):	5-seat mode (to tonneau cover)	280
	2-seat mode	950

¹⁾ Vehicle width excludes mirrors.

²⁾ Height includes shark fin antenna.



Model availability

	1.5 Skyactiv-G Petrol	1.5 e-Skyactiv G Petrol	1.5 Skyactiv-G Petrol	1.5 e-Skyactiv G Petrol
	75ps Manual	90ps Manual	90ps Automatic	115ps Manual
SE-L	•	•	-	-
Sport	-	•	•	-
GT Sport	-	•	•	-
GT Sport Tech	-	-	-	•

• = Available; - = Not available.

EMISSIONS

CO₂ g/km: 122 - 107

WLTP Combined mpg (l/100km): 52.3 (5.4) - 60.1 (4.7)

Figures shown are for comparability purposes; only compare fuel consumption and CO₂ figures with other cars tested to the same technical procedures. These figures may not reflect real life driving results, which will depend upon a number of factors including the accessories fitted (post-registration), variations in weather, driving styles and vehicle load. All figures quoted are derived from the latest WLTP test cycle.

	1.5 Skyactiv-G Petrol	1.5 e-Skyactiv G Petrol	1.5 Skyactiv-G Petrol	1.5 e-Skyactiv G Petrol
	75ps Manual	90ps Manual	90ps Automatic	115ps Manual
ENGINE TYPE				
Displacement (cc)	1,496	1,496	1,496	1,496
Bore x Stroke (mm)	74.5 x 85.8	74.5 x 85.8	74.5 x 85.8	74.5 x 85.8
Valves per cylinder	4	4	4	4
Compression ratio	15:1	15:1	15:1	15:1
Mazda M Hybrid	-	•	-	•
i-stop system	•	•	•	•
PERFORMANCE				
Maximum output (ps (Kw) / rpm)	75 (55) / 6,000	90 (66) / 6,000	90 (66) / 6,000	115 (85) / 6,000
Maximum torque (Nm / rpm)	143 / 3,500	151 / 3,500	151 / 3,500	151 / 3,500
Acceleration (0-62 mph in sec)	11.3	9.8	12.1	9.1
Top speed (mph)	106	114	110	124
FUEL ECONOMY AND CO₂ EMISSIONS				
CO ₂ emissions (g/km) ¹⁾	109	107	122	113
Fuel consumption ¹⁾ mpg (l/100km)	Low	48.7 (5.8)	49.6 (5.7)	44.1 (6.4)
	Medium	61.4 (4.6)	62.8 (4.5)	56.5 (5)
	High	67.3 (4.2)	68.9 (4.1)	60.1 (4.7)
	Extra High	55.4 (5.1)	55.4 (5.1)	47.9 (5.9)
	Combined	58.9 (4.8)	60.1 (4.7)	52.3 (5.4)
EC emission level	Euro Stage6d			
Recommended fuel	Unleaded 95 RON			
Fuel tank capacity (litres)	44			
WEIGHTS				
Maximum kerb weight (kg) incl. driver (75 kg)	1,141	1,154	1,157	1,154
Permitted gross vehicle weight (kg):	Total	1,532	1,540	1,549
	Front / rear	804 / 728	819 / 721	827 / 722
Permitted axle load, front and rear (kg):	819 / 763	835 / 748	842 / 756	835 / 748
Towing limit (kg) ²⁾ : Braked (12% gradient)	900	900	900	900
Maximum roof load (kg)	50	50	50	50

¹⁾ Figures shown are for comparability purposes; only compare fuel consumption and CO₂ figures with other cars tested to the same technical procedures. These figures may not reflect real life driving results, which will depend upon a number of factors including the accessories fitted (post-registration), variations in weather, driving styles and vehicle load. All figures quoted are derived from the latest WLTP test cycle.

²⁾ Towing capacity is based on a 12% gradient and tested in accordance with 92/21/EEC as amended by 95/48/EC.

MAZDA SERVICES

MAZDA SERVICE PLANS

MODEL	ENGINE	PRICE
Mazda2	e-Skyactiv G / Skyactiv-G (Petrol)	£599.00

Take the hassle out of servicing your car by opting for a Mazda Service Plan from your Mazda dealer. For a one off payment or manageable monthly sum, your annual Mazda servicing can be covered for up to 3 years.

Contact your Mazda dealer for more information on the options available. At participating dealers only.

The maximum service interval for your Mazda is 12,500 miles or 12 months whichever occurs first, however, the servicing intervals may reduce based on the style of driving and the conditions under which your vehicle is operated.



Mazda Service Plans cover parts, labour & fluids at the prevailing VAT rate for the first three scheduled services. You have the choice of paying for your Mazda Service Plan with a one-off payment, or by monthly Direct Debit payments over the duration of the Plan. Please contact your Mazda Authorised Dealer for more information. The servicing for Mazda Service Plans can only be carried out at a Mazda Authorised Dealer. At participating Dealers only and plan must be activated prior to the vehicle's first service.

VEHICLE TAX RATES

CO ₂ EMISSIONS FIGURE (G/KM)	PETROL & RDE2 DIESEL - FIRST YEAR RATE	DIESEL NON-RDE2 - FIRST YEAR RATE*	STANDARD RATE
0	£0	£0	£0
1-50	£10	£25	£155
51-75	£25	£115	£155
76-90	£115	£140	£155
91-100	£140	£160	£155
101-110	£160	£180	£155
111-130	£180	£220	£155
131-150	£220	£555	£155
151-170	£555	£895	£155
171-190	£895	£1,345	£155
191-225	£1,345	£1,910	£155
226-255	£1,910	£2,245	£155
Over 255	£2,245	£2,245	£155

First-year rate is paid when first registering a vehicle and is for the first 12 months Vehicle Excise Duty. After the first 12 months, the standard rate applicable at that time is payable.

Vehicles with a list price >£40k will be subject to a premium of £335 over the Standard Rate for 5 years. This does not apply to zero-emission vehicles.

*Rate applies to diesel vehicles registered from 01 April 2018 that do not meet the RDE2 standard.

MAZDA FINANCIAL SERVICES

Mazda Financial Services offers a variety of finance and insurance products to suit the needs of both private and business customers. With our wide range of plans and services, no-one is more committed to delivering complete motoring confidence and total peace of mind than Mazda and Mazda Financial Services.

MAZDA INSURANCE

When you buy your new Mazda from a Mazda franchised dealer, we'll give you free comprehensive Driveaway Insurance so you can get on the road there and then. Upgrade to our annual cover and benefit from our Mazda Accident Repair Promise all year round. In the event of an accident, unlike most other insurers, we guarantee to repair your Mazda at a Mazda Approved Bodyshop using only Mazda Genuine Parts. This helps to protect your Mazda's safety rating, resale value and manufacturer warranty. Plus, you'll also get windscreen damage cover, EU cover and a complimentary courtesy car. We'll even pay your cancellation fee if you're insured elsewhere*. Eligibility criteria, terms and conditions apply.

Ask your dealer or call Mazda Insurance on 0330 102 7995.

Get a quote online at www.mazdacarinsurance.co.uk

Mazda Insurance is arranged and administered by Verex Insurance Services Ltd which arranges policies from a panel of insurers. *Offer not available online. Offer conditions apply.

MAZDA EXCESS RETURN VOUCHER

When you apply for Free Driveaway Insurance for your new Mazda, you'll also receive a free 1-year Excess Return voucher which pays back up to £250 of your insurance excess cost, regardless of who you're insured with, if you use our Call Mazda First service. If you have a Mazda Excess Return voucher and need to make an insurance claim, simply Call Mazda First before your insurer on 0800 015 0367.

FREE MAZDA ACCIDENT AFTERCARE

In the event of an accident, Call Mazda First 0800 015 0367 before your insurer for free 24-hour Accident AfterCare and to redeem your £250 Excess Return voucher.

Our dedicated case handlers will liaise with your insurer and arrange Mazda Genuine Parts and repairs at a Mazda Approved Bodyshop, keeping your Mazda 100% Mazda and maintaining your Mazda warranties. We'll also provide accident recovery if your Mazda isn't driveable and a free courtesy car during the repair. Terms and conditions apply. Save 0800 015 0367 to your mobile phone.

TAX FREE – DIPLOMATIC AND MILITARY SALES

For further information contact your Mazda dealer or contact Mazda on 03457 48 48 48.

MOTABILITY

For all Motability enquiries please contact your Mazda dealer or contact Mazda on 03457 48 48 48.

This price list, dated 2 August 2021, supersedes all previous price lists. It includes changes to Vehicle Excise Duty as confirmed in the October 2018 budget affecting estimated 'On the Road' prices. 'Factory fitted option prices quoted are recommended retail prices and are inclusive of VAT at 20%. Final prices shown are estimated 'On the Road' prices and are inclusive of number plates, 12 months' Vehicle Excise Duty and first registration fee. Certain models may be subject to changes in CO₂ emission levels and Vehicle Excise Duty Bands. Images may not be to UK specification. Finance subject to status. Terms and conditions apply. Applicants must be 18 or over. Guarantee may be required. Mazda Financial Services, RH1 1SR.

DRIVE TOGETHER

Mazda Motors UK Limited reserves the right to introduce changes in specification and equipment due to its ongoing product development. Prices are subject to change without prior notice.

Apple CarPlay® and Android Auto™ are registered trademarks in the U.S. and other countries. Used with permission. The Bluetooth® word mark and logos are owned by the Bluetooth SIG, Inc. and any use of such marks by Mazda Motor Corporation is under license. Other trademarks and trade names are those of their respective owners.

www.mazda.co.uk

Mazda Helpline: 03457 48 48 48

Effective from 2 August 2021

Part number: 810079596